



Trinity College

Semester Two Examination, 2017

Question/Answer booklet

MATHEMATICS METHODS UNITS 3 AND 4 Section Two: Calculator-assumed

If required by your examination administrator, please
place your student identification label in this box

Student Number: In figures

--	--	--	--	--	--	--	--

In words

Your name

Time allowed for this section

Reading time before commencing work: ten minutes

Working time: one hundred minutes

Materials required/recommended for this section

To be provided by the supervisor

This Question/Answer booklet

Formula sheet (retained from Section One)

To be provided by the candidate

Standard items: pens (blue/black preferred), pencils (including coloured), sharpener, correction fluid/tape, eraser, ruler, highlighters

Special items: drawing instruments, templates, notes on two unfolded sheets of A4 paper, and up to three calculators approved for use in this examination

Important note to candidates

No other items may be taken into the examination room. It is **your** responsibility to ensure that you do not have any unauthorised material. If you have any unauthorised material with you, hand it to the supervisor **before** reading any further.

Structure of this paper

Section	Number of questions available	Number of questions to be answered	Working time (minutes)	Marks available	Percentage of examination
Section One: Calculator-free	8	8	50	52	35
Section Two: Calculator-assumed	13	13	100	97	65
Total					100

Instructions to candidates

1. The rules for the conduct of Trinity College examinations are detailed in the *Instructions to Candidates* distributed to students prior to the examinations. Sitting this examination implies that you agree to abide by these rules.
2. Write your answers in this Question/Answer booklet.
3. You must be careful to confine your response to the specific question asked and to follow any instructions that are specified to a particular question.
4. Additional working space pages at the end of this Question/Answer booklet are for planning or continuing an answer. If you use these pages, indicate at the original answer, the page number it is planned/continued on and write the question number being planned/continued on the additional working space page.
5. Show all your working clearly. Your working should be in sufficient detail to allow your answers to be checked readily and for marks to be awarded for reasoning. Incorrect answers given without supporting reasoning cannot be allocated any marks. For any question or part question worth more than two marks, valid working or justification is required to receive full marks. If you repeat any question, ensure that you cancel the answer you do not wish to have marked.
6. It is recommended that you do not use pencil, except in diagrams.
7. The Formula sheet is not to be handed in with your Question/Answer booklet.

Section Two: Calculator-assumed

65% (97 Marks)

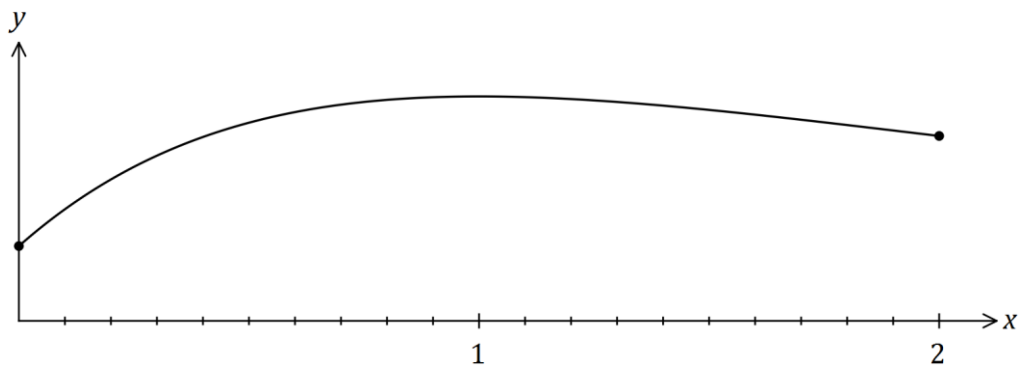
This section has **thirteen (13)** questions. Answer **all** questions. Write your answers in the spaces provided.

Working time: 100 minutes.

Question 9

(8 marks)

The graph of $y = f(x)$ is shown below for $0 \leq x \leq 2$, where $f(x) = 1 + 2xe^{1-x}$.



(a) Show that $f(x)$ has a stationary point at $(1, 3)$. (3 marks)

(b) An estimate for the area bounded by the curve, the x -axis, the y -axis and the line $x = 2$ is required. A suitable estimate can be calculated from the sum of the areas of four centred rectangles with heights $f(0.25)$, $f(0.75)$, $f(1.25)$ and $f(1.75)$, each with a width of 0.5 units.

(i) Clearly show these four rectangles on the graph above. (2 marks)

(ii) Use the rectangles to estimate the area, giving your answer correct to 2 decimal places. (3 marks)

Question 10

(7 marks)

The capacity, X mL, of glass bottles made in a factory can be modelled by a normal distribution with mean μ and standard deviation 3.4 mL.

(a) If $\mu = 784$, determine

(i) $P(X \geq 780)$. (1 mark)

(ii) $P(X < 786 \mid X > 780)$. (2 marks)

(iii) the value of x , if $P(X \leq x) = \frac{1}{3}$. (1 mark)

(b) Given that $P(X > k) = 0.937$,

(i) determine the value of μ in terms of k . (2 marks)

(ii) determine μ if $k = 503$. (1 mark)

Question 11

(9 marks)

A fair die has one face numbered 1, two faces numbered 2 and three faces numbered 3.

- (a) Determine the probability that the second even number occurs on the fourth throw of the dice. (3 marks)

- (b) The die is thrown twice and X is the sum of the two scores.

- (i) Complete the table below to show the probability distribution of X . (2 marks)

x	2	3	4	5	6
$P(X = x)$		$\frac{1}{9}$	$\frac{5}{18}$	$\frac{1}{3}$	

- (ii) Determine $P(X = 2 \mid X \leq 3)$. (2 marks)

- (iii) Calculate $E(X)$. (2 marks)

Question 12

(8 marks)

From a random survey of 524 users of a free music streaming service, it was found that 386 would stop using it if they had to pay.

- (a) Based on this survey, calculate the percentage of users who would stop using the service. (1 mark)
- (b) Calculate the approximate margin of error for a 90% confidence interval estimate of the proportion of users who would stop using the service. (3 marks)
- (c) Determine a 90% confidence interval for the proportion of users who would stop using the service. (2 marks)
- (d) If 50 identical surveys were carried out and a 90% confidence interval for the proportion was calculated from each survey, determine the probability that exactly 48 of the intervals will contain the true value of the proportion. (2 marks)

Question 13

(7 marks)

The lifetime, T hours, of an electronic component is a continuous random variable with probability density function given by

$$f(t) = 0.005e^{-0.005t}, \quad 0 \leq t < \infty.$$

- (a) Determine the probability that a randomly chosen component has a lifetime of less than 450 hours. (2 marks)
- (b) An engineer buys 12 of the components. If they operate independently of each other, determine the probability that at least 11 of them will not last 450 hours. (2 marks)
- (c) A component has already been operating for 440 hours. Determine the probability that it will fail within the next 36 hours. (3 marks)

Question 14

(8 marks)

A researcher wants to estimate the proportion of Western Australian school-aged students who participate in organised sport during school holidays. The researcher plans to collect sample data by visiting schools and asking students.

- (a) Discuss two different sources of bias that may occur when the researcher collects their sample data and suggest a procedure to avoid bias. (4 marks)

- (b) (i) For any event, what value of \hat{p} what produce the largest margin of error? (1 mark)

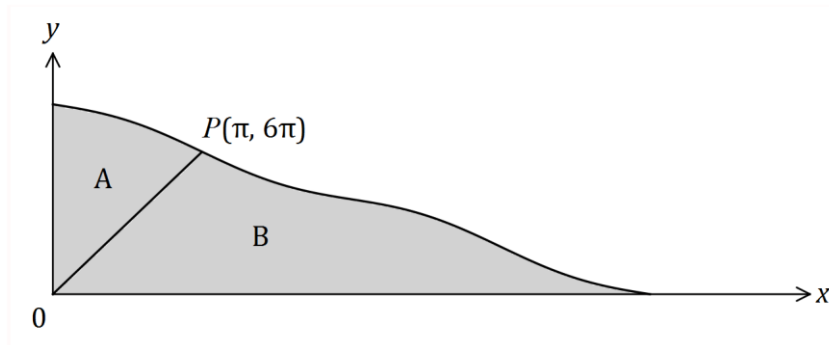
- (ii) Determine the sample size the researcher should use to ensure that the largest margin of error of a 90% confidence interval is no more than 6%. (2 marks)

- (c) Comment on how your answer to (b) would change if the researcher had a reliable estimate that the population proportion was close to 20%. (1 mark)

Question 15

(7 marks)

The curve $y = 8\pi - 2x + \sin x$ is shown below passing through $P(\pi, 6\pi)$.



A straight line joins the origin to P , dividing the shaded area into two regions, A and B .

(a) Show that when $x = 4\pi$, $y = 0$. (1 mark)

(b) Determine the value of $\int_0^{\pi} (8\pi - 2x + \sin x) dx$. (2 marks)

(c) Determine the ratio of the area of region A to the area of region B in the form $1:k$. (4 marks)

Question 16

(8 marks)

160 black and 840 white spherical beads, identical except for their colour, are placed in a container and thoroughly mixed.

In experiment *A*, a bead is randomly selected, its colour noted and then replaced until a total of 20 beads have been selected.

- (a) The random variable X is the number of black beads selected in experiment *A*. Determine $P(X > 5)$. (2 marks)

- (b) Experiment *A* is repeated 10 times. Determine the probability that at least one black bead is selected in each of these experiments. (2 marks)

In experiment *B*, a bead is randomly selected, its colour noted and then replaced until a total of 65 beads have been selected.

Experiments *A* and *B* are repeated a large number of times, with the proportions of black beads in each experiment, \hat{p}_A and \hat{p}_B respectively, recorded.

- (c) The distribution of which proportion, \hat{p}_A or \hat{p}_B , is most likely to approximate normality? Explain your answer and state the mean and standard deviation of the normal distribution for the proportion you have chosen. (4 marks)

Question 17

(7 marks)

A polynomial function $f(x)$ is such that $\int_2^6 4f(x) dx = 12$.

(a) Show that $\int_6^2 f(x) dx = -3$.

(2 marks)

(b) Determine the value of $\int_2^3 (f(x) + 3x^2) dx + \int_3^6 (1 + f(x)) dx$.

(5 marks)

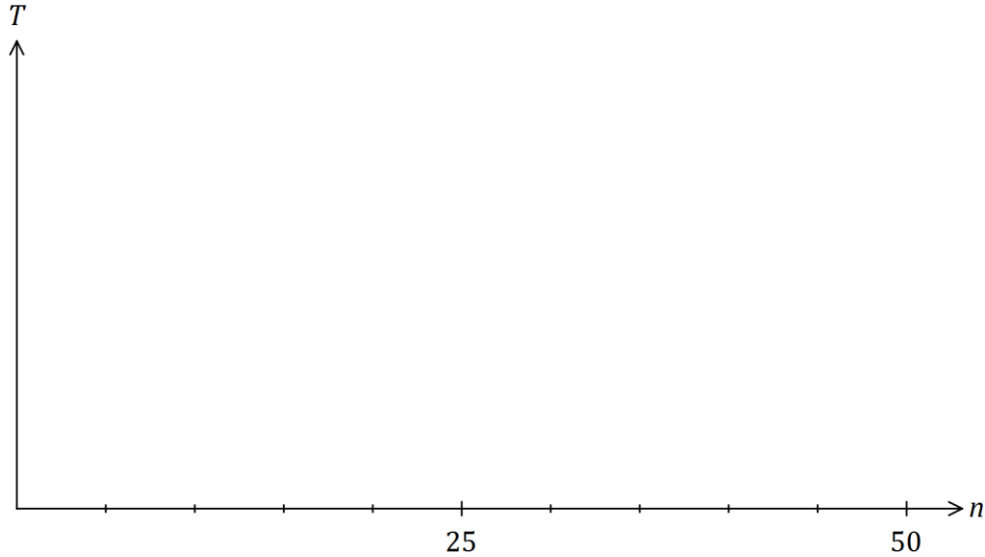
Question 18

(8 marks)

Hick's law, shown below, models the average time, T seconds, for a person to make a selection when presented with n equally probable choices.

$$T = a + b \log_2(n + 1), \text{ where } a \text{ and } b \text{ are positive constants.}$$

- (a) Draw the graph of T vs n on the axes below when $a = 4$ and $b = 8$. (3 marks)



- (b) When a pizzeria had 10 choices of pizza, the average time for patrons to make a choice was 40 seconds. After doubling the number of choices, the average time to make their choice increased by 25%.

Modelling the relationship with Hick's law, predict the average time to make a choice if patrons were offered a choice of 35 pizzas. (5 marks)

Question 19

(8 marks)

The mass, X g, of wasted metal when a cast is made is a random variable with probability density function given by

$$f(x) = \begin{cases} \frac{2x}{a^2} & 0 \leq x \leq a, \\ 0 & \text{elsewhere,} \end{cases}$$

where a is a positive constant.

(a) Determine $E(X)$ in terms of a . (2 marks)

(b) The total mass of wasted metal from a random sample of 40 casts was 960 g. Estimate the value of a . (2 marks)

(c) If $a = 12$, determine

(i) $P(X \geq 4)$. (1 mark)

(ii) $\text{Var}(X)$. (3 marks)

Question 20

(6 marks)

A random sample of 510 rabbits from a nature reserve are captured, tagged and then set free. After a suitable interval, during which time it is assumed that the rabbit population does not change, another random sample of 300 rabbits is caught and 18 of these are observed to be tagged.

(a) Show that a point estimate for the size of the rabbit population is 8 500. (1 mark)

(b) Construct a 90% confidence interval for the proportion of rabbits in the population that are tagged. (3 marks)

(c) Deduce an approximate 90% confidence interval for the number of tagged rabbits in the reserve. (2 marks)

Question 21

(6 marks)

A popcorn container of capacity 500 mL is made from paper and has the shape of an open inverted cone of radius r and height h .

Determine the least area of paper required to make the container.

(6 marks)

Additional working space

Question number: _____

Additional working space

Question number: _____

Additional working space

Question number: _____

Additional working space

Question number: _____

